

**CANTINA**





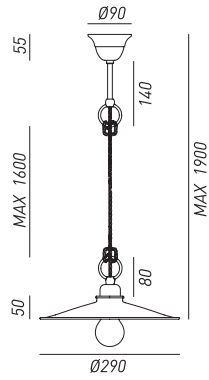
VOLUTAMENTE ISPIRATE  
ALL'ARREDAMENTO TIPICO  
DI CANTINE E LABORATORI  
ARTIGIANALI, QUESTE LAMPADE  
SONO CARATTERIZZATE DA PIATTI  
LEVIGATI IN OTTONE O FERRO  
ANTICATO. L'ESSENZIALITÀ DELLE  
FORME È ELEMENTO DISTINTIVO  
DELLA COLLEZIONE CANTINA:  
PRODOTTI MODERNI E VERSATILI  
ADATTABILI AD OGNI AMBIENTE.

PURPOSELY INSPIRED BY  
FURNISHINGS TYPICAL OF CELLARS  
AND WORKSHOPS, THESE LAMPS  
ARE CHARACTERIZED BY FLAT  
POLISHED BRASS OR ANTIQUE IRON.  
THE SIMPLICITY OF THE FORMS IS  
THE DISTINCTIVE ELEMENT OF THE  
COLLECTION CANTINA: MODERN AND  
VERSATILE PRODUCTS ADAPTABLE  
TO ANY ENVIRONMENT.

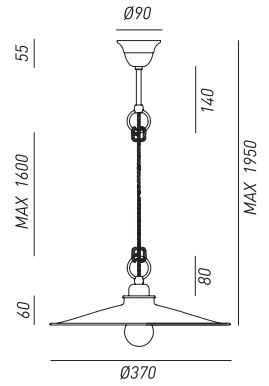




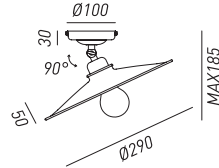
*lampade / lamps*



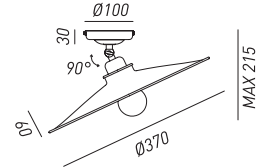
201.10.00  
201.10.FF  
1x Max 57W E27



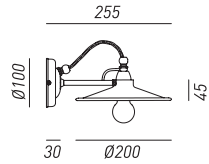
201.11.00  
201.11.FF  
1x Max 57W E27



201.02.00  
201.02.FF  
1x Max 57W E27



201.03.00  
201.03.FF  
1x Max 57W E27



201.04.00  
201.04.FF  
1x Max 46W E14

*dettaglio rosoni / canopie's details*




201.10-11  
Ø 90 mm H 55 mm

*finiture montatura / frame finishes*



OTTONE  
BRASS



FERRO  
IRON

*finiture testa / shade finishes*



OTTONE  
BRASS



FERRO  
IRON